


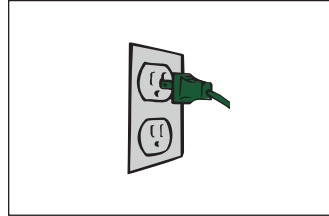


Kijan Pou Sèvi ak Nebilizè ou

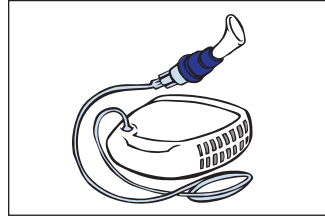
Yon nebilizè chanje medikaman likid a yon spre pou ou ka respire li fon nan poumon ou. Tucker itilize nebilizè li lè li lakay li ak Sami. Pa bliye fè yon granmoun ede w' sèvi epi netwaye nebilizè ou.



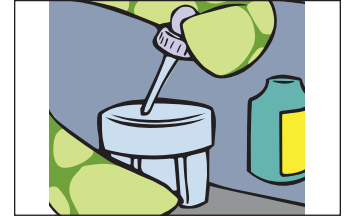
1. Mete konpresè nebilizè ou a sou yon tab.



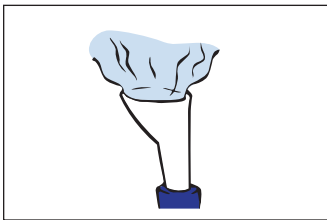
2. Ploge konpresè a nan yon priz elektrik.




3. Konekte youn nan pwent tib la nan gode medikaman an epi lòt pwent lan nan konpresè a.



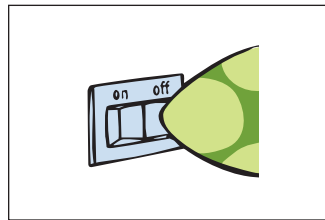
4. Plen gode medikaman an avèk medikaman ou.



5. Limen konpresè a epi tcheke pou wè si yon vapè dlo ap soti nan pati bouch la.



6. Chita dwat. Mete pati pou bouch la nan bouch ou epi respire tou dousman antre ak soti. Lè w'ap itilize yon mask, ou ka respire antre ak soti menm jan an.




7. Lè medikaman an parèt prèske fini, tretman ou an fini. Etenn konpresè a.

Netwaye konpresè ou a

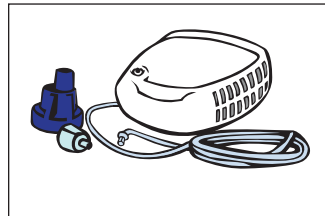


1. Deploge konpresè ou anvan ou netwaye l'.
2. Tcheke filtè a yon fwa pa semèn epi ranplase l' si li sal.




3. Siye deyò konpresè a yon fwa pa mwa ak yon twal mouye.
4. Mete li nan yon kote ki sèk, an sekirite.

Netwaye nebilizè ou



1. Apre chak itilizasyon dekonekte tib la epi demonte nebilizè a.
2. Lave pyès nebilizè yo avèk dlo savon tyèd.



3. Rense avèk dlo pwòp epi seche a lè lib.
4. Yon fwa pa semèn, bouyi tout pati eksepte tib yo, nan dlo ak 2-3 gout savon vesèl likid pou 10 minit.

