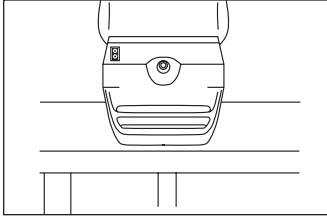


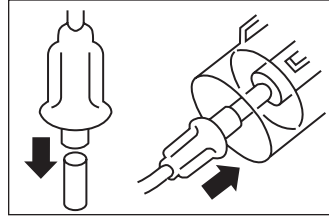


Kijan pou Sèvi ak nebilizè SideStream ou a

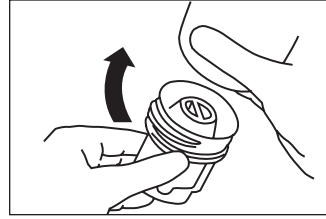
Kijan pou Sèvi ak nebilizè SideStream ou a



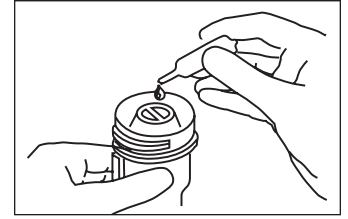
1. Mete konpresè a sou yon sifas ki solid.



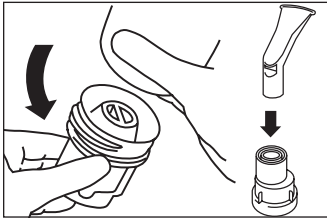
2. Konekte tib la a konpresè a ak gode medikaman.



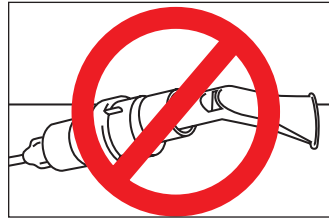
3. Devise bouchon an.



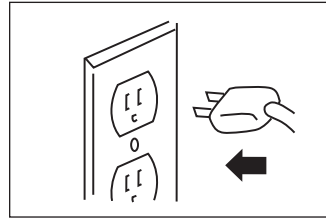
4. Plen gode medikaman an.



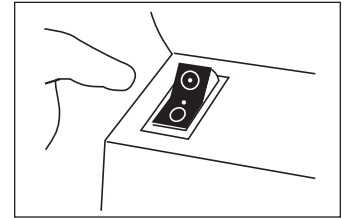
5. Remete bouchon an. Konekte pati pou bouch la.



6. Pa kage SideStream.



7. Ploge konpresè a.

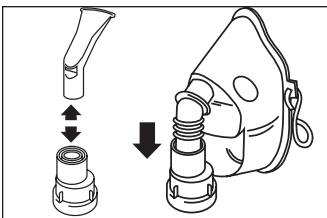


8. Limen bouton an.

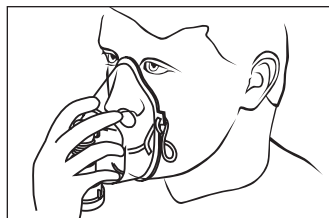


9. Chita dwat, rilaks, epi respire antre soti tou dousman.

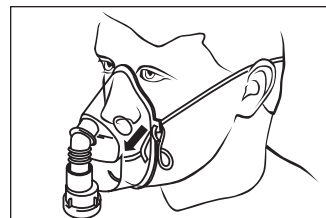
Si ou bezwen itilize mask SideStream granmoun oswa pedyatrik la



1. Remete pati pou bouch la ak adaptè mask la ansanm ak mask la.



2. Plase mask la sou nen ak bouch ou.



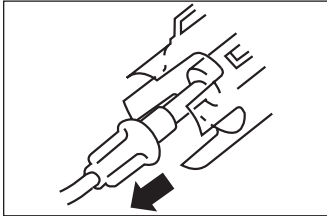
3. Pase kòd la sou tèt ou epi ajiste.



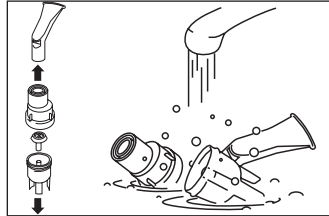


Enstriksyon pou netwaye Nebilizè ou

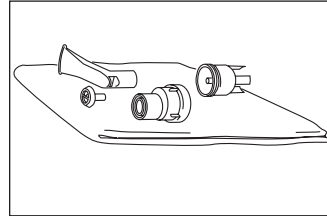
Aprè chak itilizasyon (pou tou de SideStream re-itolizab & jetab)...



1. Dekonekte tib la de aparèy la.

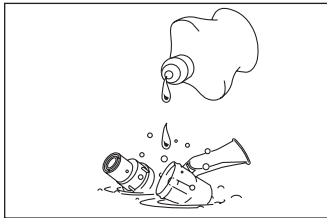


2. Demonte epi lave tout pati yo nan dlo tyèd (eksepte tib yo).




3. Rense nan dlo pwòp epi seche nan lè lib.

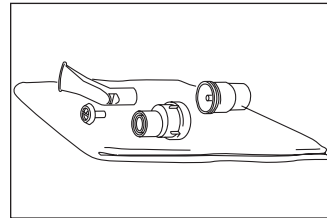
Yon fwa pa semèn (pou SideStream re-itolizab sèlman)...



1. Mete pati yo (eksepte tib yo) nan dlo ak 2-3 gout savon vesèl likid.



2. Bouyi 10 minit.



3. Rense nan dlo pwòp pou 2 minit epi seche nan lè lib.

