

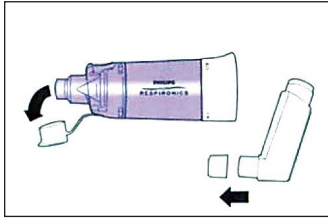


Respironics OptiChamber Diamond

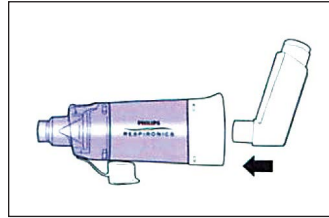
OptiChamber Diamond ede ou jwenn medikaman inalè ou nan poumon ou, kote li travay.

Tanpri swiv enstriksyon sa yo ak anpil atansyon, epi li enstriksyon sou itilizasyon ki andedan bwat Diamond OptiChamber a tou.

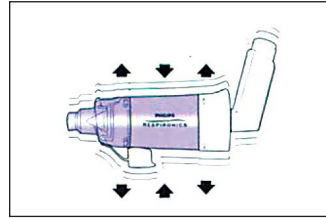
Kouman pou itilize valv konpatiman retni OptiChamber Diamond antistatik ou an



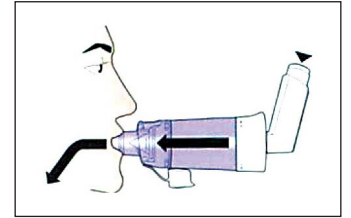
1. Retire bouchon inalè ak konpatiman an.



2. Mete inalè a nan do konpatiman an.



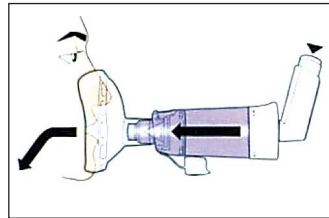
3. Souke konpatiman an ak inalè a dapre enstriksyon inalè a.



4. Mete lèw ou alantou pati ki pou bouch la, fòmè yon sele sere epi respire. Flite yon sèl spre nan medikaman an epi imedyatman respire li tou dousman, pran yon gwo souf plen.*



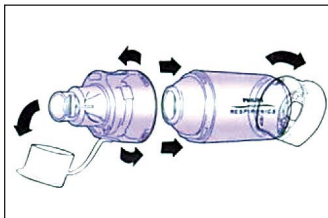
5. Kenbe souf ou pou jiska 8 segond, apre sa a, lage souf ou. Si son "siflèt" alèt koule a pati, respire pi dousman.




6. Si w ap itilize yon mask, mete li sou nen ak bouch ou. Flite yon sèl spre nan medikaman an epi kenbe sele a pou 5-6 souf.*

* Si enstriksyon an mande pou pran plis pase yon sèl souf, rete tann yon minit, apre sa a, repete etap 4-6.

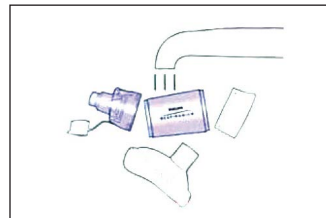
Netwaye konpatiman ak mask ou chak semèn



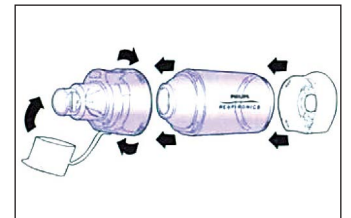
1. Retire bouchon an, vire pati ki pou bouch la pou demonte li, retire bouchon nan pwent lan ansanm ak mask la (si li itilize).



2. Agite pati yo pou 2 minit, apre sa tranpe yo pou 10 minit nan savon dlo tyèd.



3. Rense pati yo nan dlo tyèd epi kite yo seche nan lè lib.



4. Remonte konpatiman an epi mete li nan yon kote ki pwòp e sèk.

